

Standard 4 Objective 4 Resources

Color Schemes

Using the internet, the textbook, magazines or any other resource you will research **THREE** of the seven color schemes. Throughout your research you must determine a **definition for each color scheme, two examples of how each color scheme is used, and explanation based on your opinion to whether or not they like the color scheme and why.** Record your results in the spaces provided.

Title of Color Scheme: _____

Definition of Color Scheme:

1st Example (include an image of a room that uses this color scheme):

2nd Example (include an image of a room that uses this color scheme):

Do you like this color scheme, why or why not?

Title of Color Scheme: _____

Definition of Color Scheme:

1st Example (include an image of a room that uses this color scheme):

2nd Example (include an image of a room that uses this color scheme):

Do you like this color scheme, why or why not?

Title of Color Scheme: _____

Definition of Color Scheme:

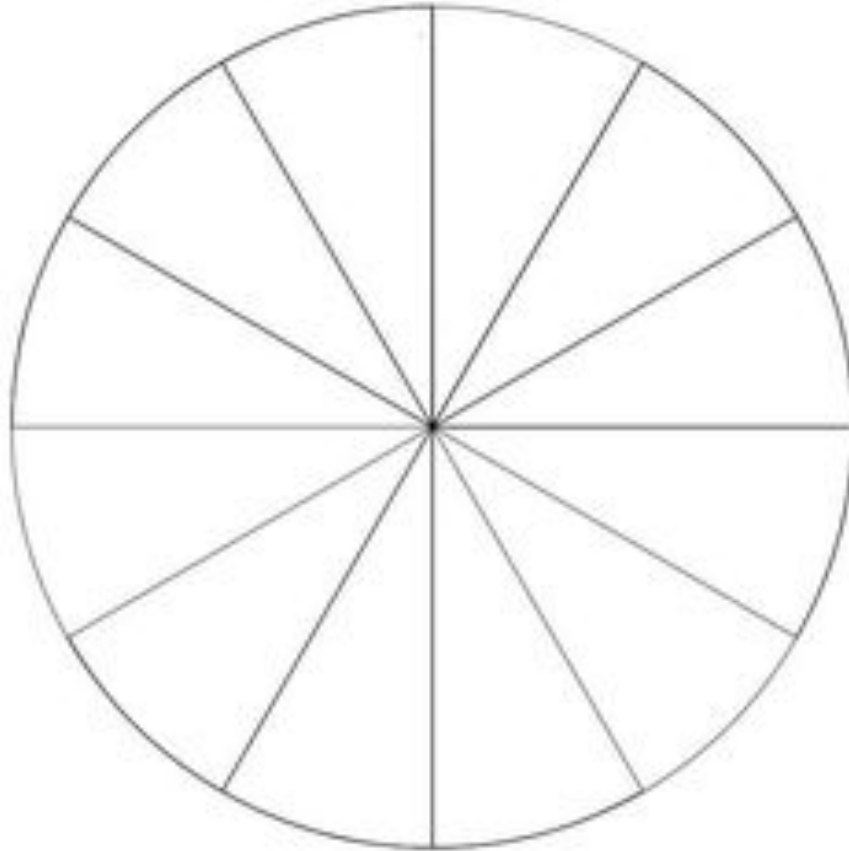
1st Example (include an image of a room that uses this color scheme):

2nd Example (include an image of a room that uses this color scheme):

Do you like this color scheme, why or why not?

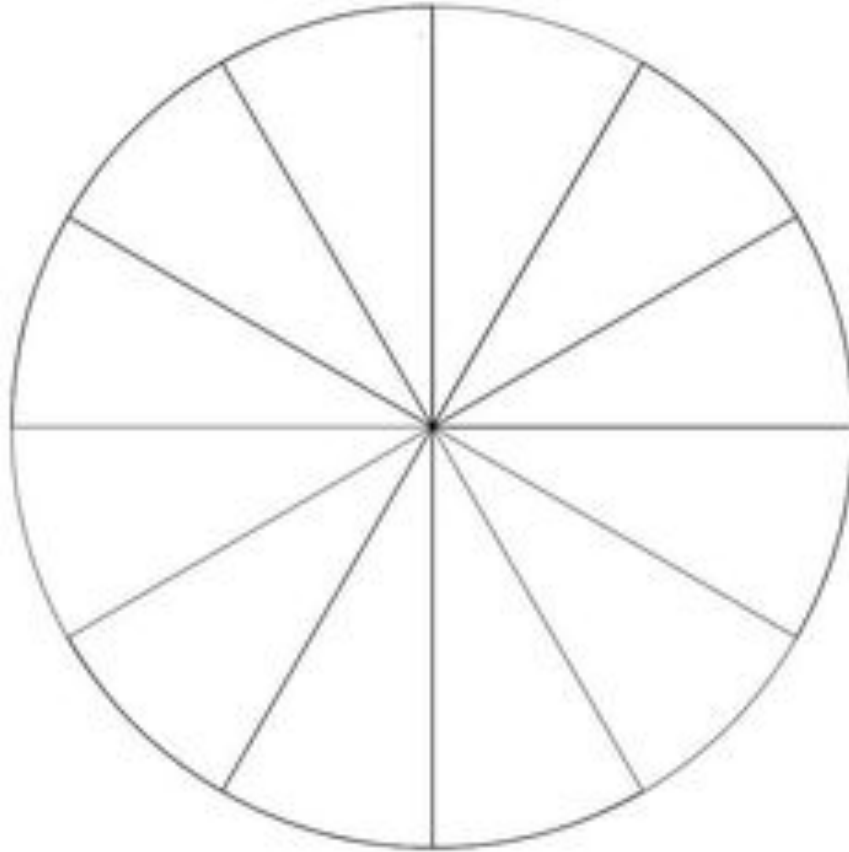
Color Wheel

Monochromatic Color Scheme



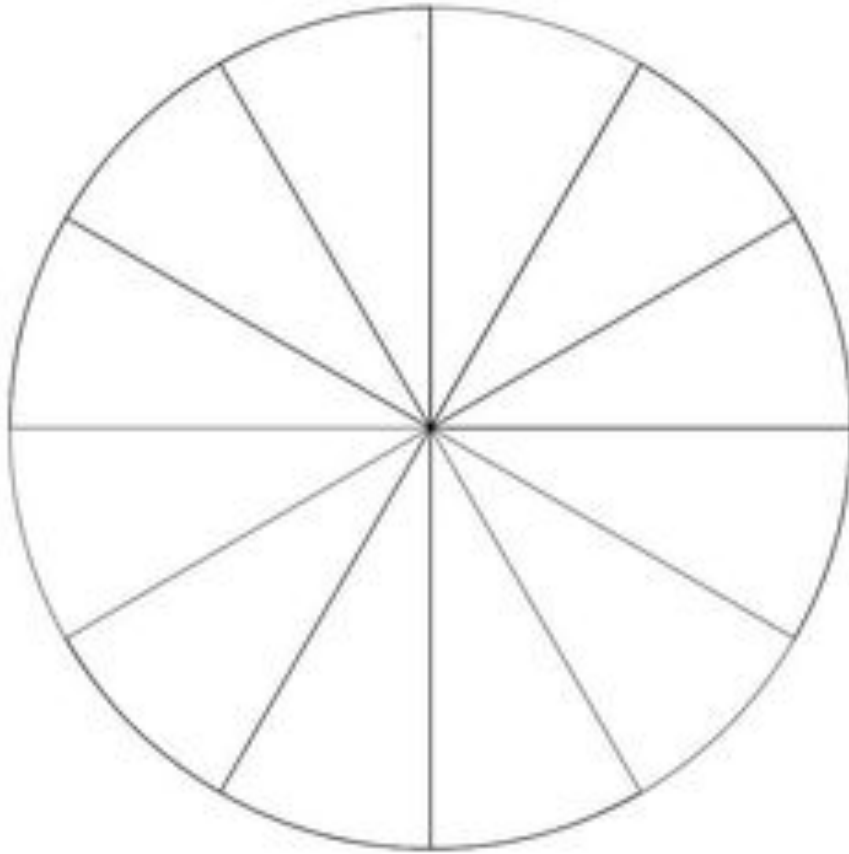
Example of Color Scheme:

Direct Complementary Color Scheme



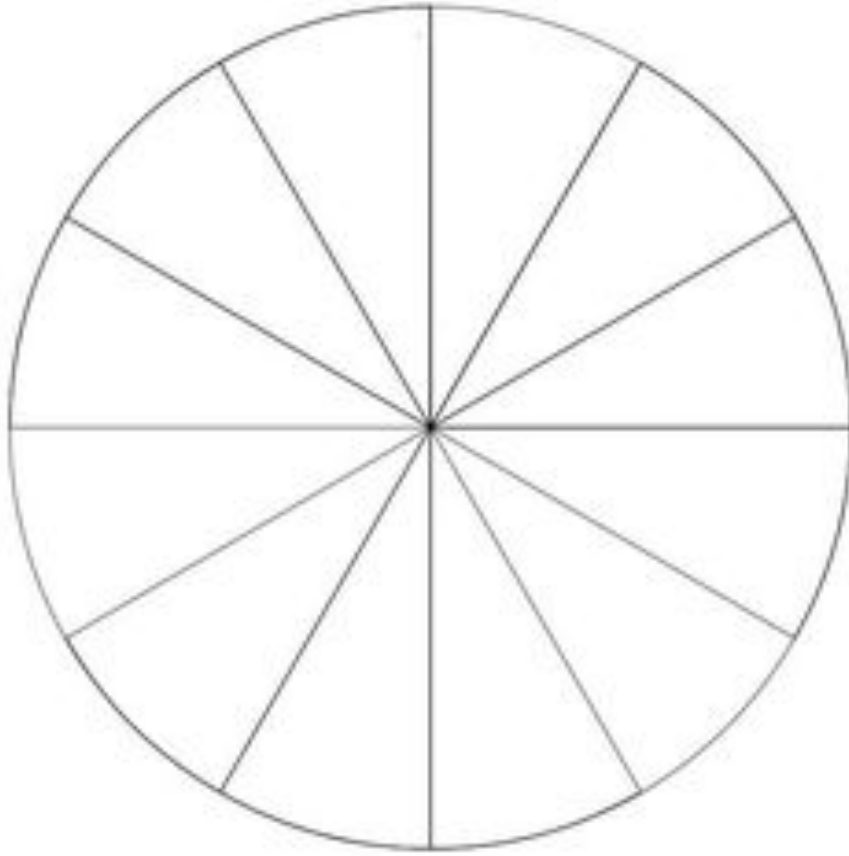
Example of Color Scheme:

Split-Complementary Color Scheme



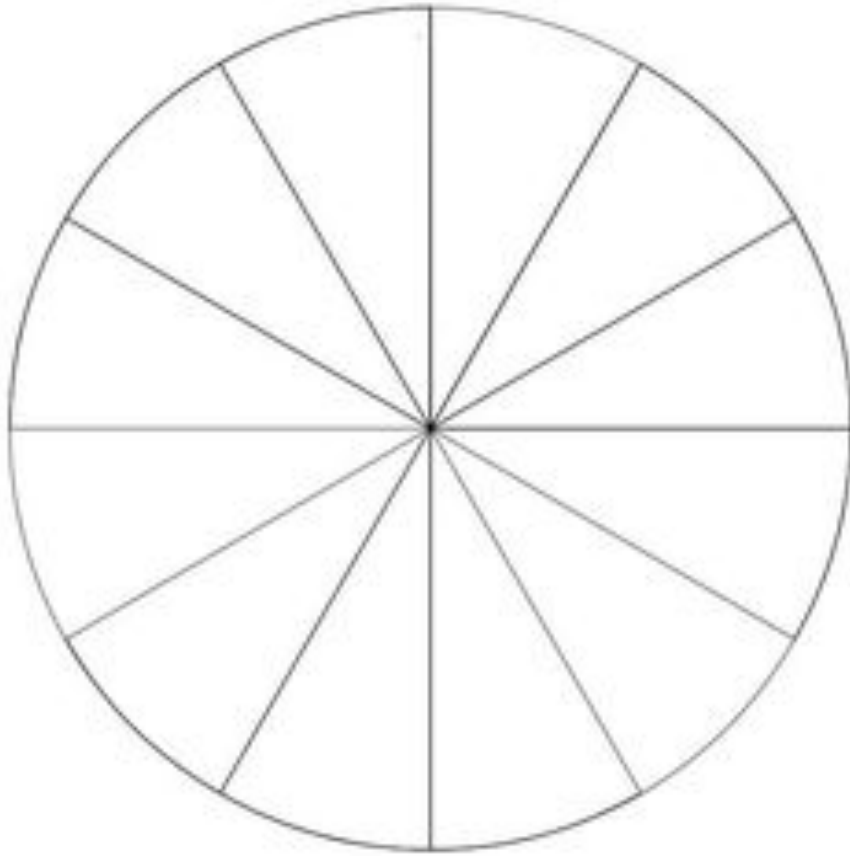
Example of Color Scheme:

Double-Complementary Color Scheme



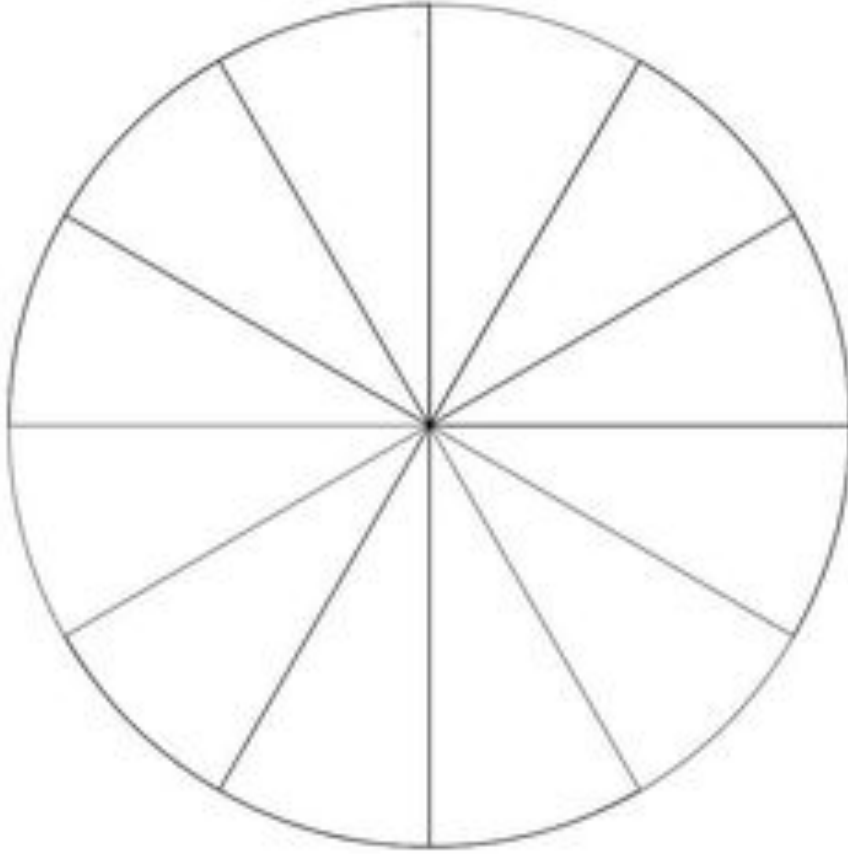
Example of Color Scheme:

Analogous Color Scheme



Example of Color Scheme:

Triadic Color Scheme



Example of Color Scheme:

Neutral Color Scheme

Example of Color Scheme:

Accented Neutral Color Scheme

Example of Color Scheme:

Achromatic Color Scheme

Example of Color Scheme:

Design Board

The purpose of this assignment is to create a design board that showcases **THREE** of the nine color schemes. You will be working in groups of four to create the design board. How you decide to present the information is up to you, but you must include the following information for full points.

- ❖ Definition of each color scheme (**3 total definitions**)
- ❖ Color wheel for each color scheme (**3 color wheels**, use *the colors created in the previous assignment*)
- ❖ Example of color scheme (**3 picture examples**, use *the images found in the previous assignment*)
- ❖ Accessory for each color scheme (**3 accessories total**)
- ❖ Flooring swatch for each color scheme (**3 floor swatches total**)
- ❖ Fabric swatch for each color scheme (**3 fabric swatches total**)

Rubric

Making a Design Board: Color Schemes

Student Name: _____

CATEGORY	4	3	2	1
Use of Class Time	Used time well during each class period. Focused on getting the project done. Never distracted others.	Used time well during each class period. Usually focused on getting the project done and never distracted others.	Used some of the time well during each class period. There was some focus on getting the project done but occasionally distracted others.	Did not use class time to focus on the project OR often distracted others.
Required Elements	The design board includes all required elements as well as additional information.	All required elements are included on the design board.	All but 1 of the required elements are included on the design board.	Several required elements were missing.
Knowledge Gained	Student can accurately answer all questions related to facts on the design board.	Student can accurately answer most questions related to facts on the design board.	Student can accurately answer about 75% of questions related to facts on the design board.	Student appears to have insufficient knowledge about the facts or processes used on the design board.
Content - Accuracy	All facts are displayed accurately on the design board.	Most facts are displayed accurately on the design board.	Some facts are displayed accurately on the design board.	No facts are displayed accurately on the design board.
Attractiveness	The design board is exceptionally attractive in terms of design, layout, and neatness.	The design board is attractive in terms of design, layout and neatness.	The design board is acceptably attractive though it may be a bit messy.	The design board is distractingly messy or very poorly designed. It is not attractive.
Grammar	There are no grammatical mistakes on the design board.	There is 1 grammatical mistake on the design board.	There are 2 grammatical mistakes on the design board.	There are more than 2 grammatical mistakes on the design board.

Balloon Image



Identify a color scheme in the image above:



Identify a color scheme in the image above:
